


Nervous System: Nervous System Overview



Directions:

- a. Insert your *Regulations CD*
- b. Click the "Contents" button,
- c. Open the *Nervous System File*,
- d. Click *Anatomy Overviews*,
- e. Click *Nervous System Overview*

Click the "Spinal Cord" to examine anatomical details.

1. a. Locate each of these structures.



Spinal cord



Spinal meninges

Pia mater (inner)

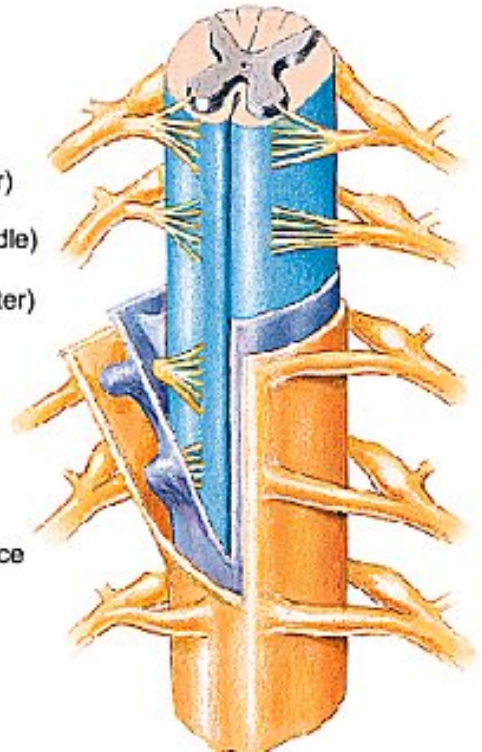
Arachnoid (middle)

Dura mater (outer)

Spinal nerve

Subarachnoid space

Subdural space



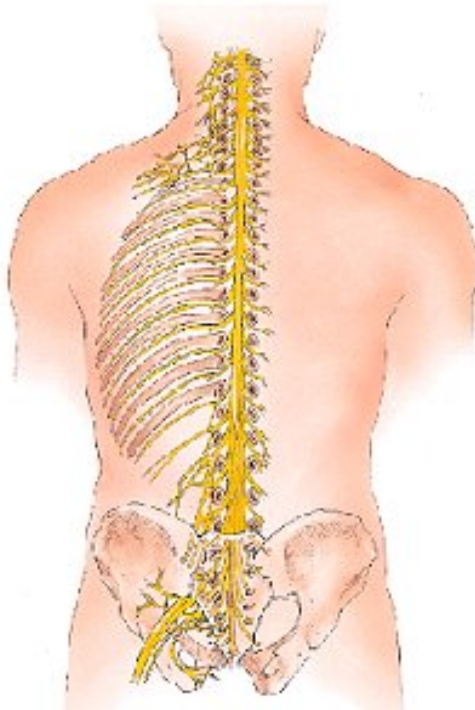
- b. Name spinal cord functions.

- _____
- _____

2. Once again, return to the main Nervous System Overview page. Click "spinal nerves" .

- a. Identify each of the

following:



Medulla oblongata

Cervical nerves (8 pairs)

Thoracic nerves (12 pairs)

Lumbar nerves (5 pairs)

Sacral nerves (5 pairs)

Coccygeal nerves (1 pair)

Cervical region



Lumbo-sacral region



b. What are the general functions of spinal nerves? _____
