



Nervous System: Nervous Tissue



Directions:

- Insert your *Regulations CD*
- Click the "Contents" button,
- Open the *Nervous System File*,
- Click *Anatomy Overviews*,
- Click *Nervous Tissue*



- Contrast the physical differences between *neuroglia (glial)* cells and *neurons*.

- Describe the histological diversity seen in the nervous system.

- Identify and describe the functions of the six types of neuroglia.

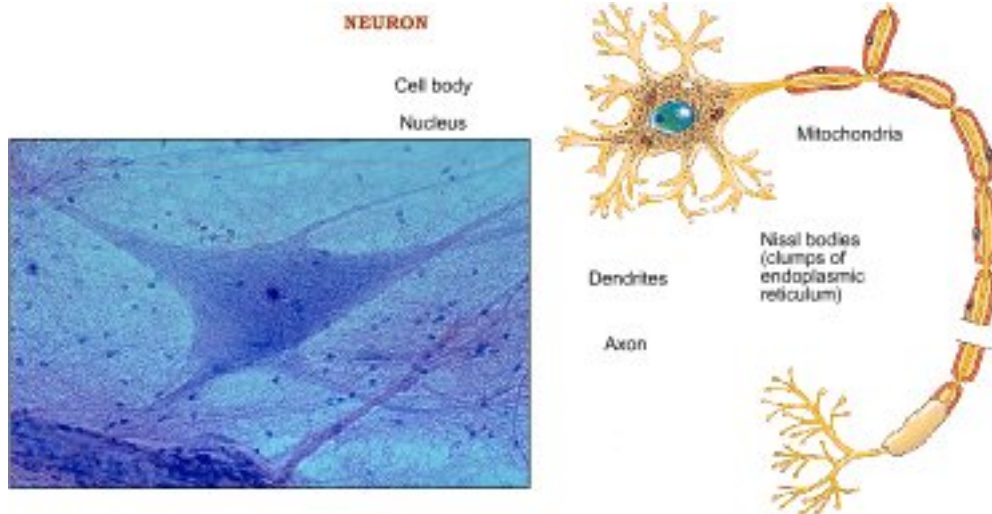
Oligodendrocytes - _____

Ependymal cells - _____

Schwann cells - _____



- Identify each of the following structures in both the diagrammatic and photomicrograph views of the neuron.



b. Describe the general function of:

neurons - _____

dendrites - _____

axons - _____