

OUR MISSION

Promote student success and enrich our communities through education, career development and self-discovery

OUR VISION

A great college transforming the lives of our students, of our communities, of our employees



STUDENT SUCCESS REPORT

Fall 2014
Effects of Developmental Education Reform

EFFECTS OF DEVELOPMENTAL EDUCATION REFORM

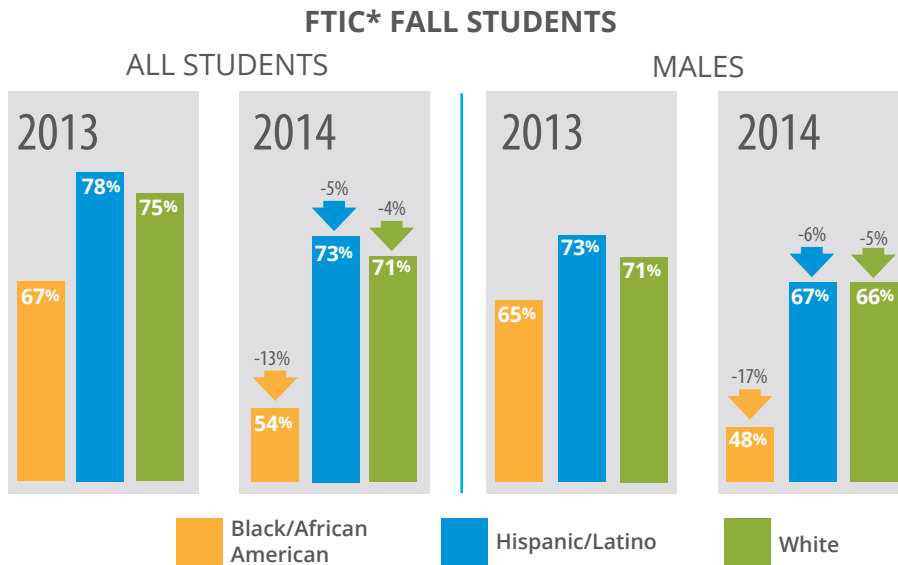
Florida Senate Bill 1720, which went into effect in 2015, gave more recent high school graduates (for example, those graduating with a regular Florida high school diploma since 2007) a choice of whether to participate in developmental education classes or move directly to college-level classes, without the requirement of a college placement test. As the Fall 2014 term came to a close, it was clear the new exemption was having a negative effect on the student success rate. For the first time since Fall 2010, the success rate at St. Petersburg College decreased in Fall 2014. The rate was .7 percent lower than the previous fall. Among minority students – particularly First-Time-In-College (FTIC) male students – the drop was even more noticeable.

55%
SUCCESS RATE of FTIC students who took classes that were not recommended by advising staff.

20%
DIFFERENCE, among Hispanic/Latino male FTIC students, in success rates, between those who took courses that were recommended by college advising staff and those who did not.

18%
DIFFERENCE, among Black/African American FTIC students, in success rates, between those who took courses that were recommended by college advising staff and those who did not.

COLLEGE-WIDE SUCCESS
 Success is defined as earning an A, B or C grade in class.



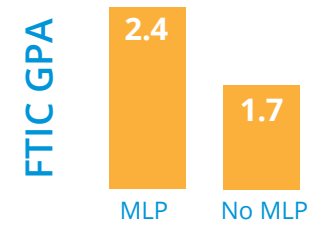
*First-Time-In-College

STUDENT SUPPORT INITIATIVES

New Student Orientation
 FTIC students who attended new student orientation were more active in learning support and career services.

75% visited the learning centers
85% made career decisions and started their individual learning plan

My Learning Plan
 FTIC students with a My Learning Plan had a higher Grade Point Average (GPA).



Out-of-Class Support
 Students who visited the learning centers 10 times or more were successful in 83% of their courses.



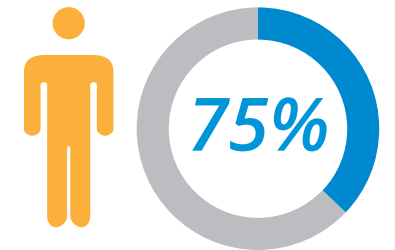
Integrated Career and Academic Advising
 FTIC students who have identified a career are 13% more successful* in their classes than students who have not.



*Success is defined as earning a grade of A, B or C in a class

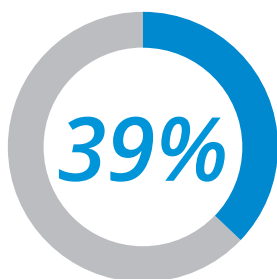
Early Alert / Student Coaching

More than 75% of students receiving early alerts were assisted by a coach.



DEVELOPMENTAL EDUCATION REFORM RESULTS

*Success rates of students in 1000-1100 level courses who did not enroll in recommended developmental classes.

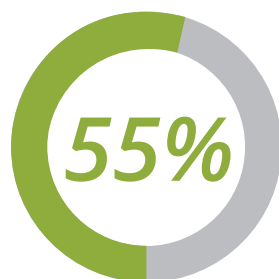


MATH: MAT 1033

*Passed with a C or better



READING: ENC 1101



WRITING: ENC 1101

All Data current as of 1/11/15

Since Fall 2012, faculty, administrators and staff at St. Petersburg College have focused on ways to prepare our students for success. "The College Experience: Student Success" now permeates every facet of the college and strives to give our students the support they need to earn the degree or certificate that will change their lives.

Through a five-pronged approach – that includes New Student Orientation, Out-of-Class Support, Integrated Career and Academic Advising, My Learning Plan, and Early Alert/Student Coaching – the college saw dramatic increases in student success and engagement rates, particularly among minority students. But in Fall 2014, the course success rate fell for all First-Time-In-College (FTIC) student groups for the first time since Fall 2010. FTIC students that needed college prep courses, but did not take them, were 15% less successful than their peers who took courses recommended by college advising staff.