

SUMMER 2014

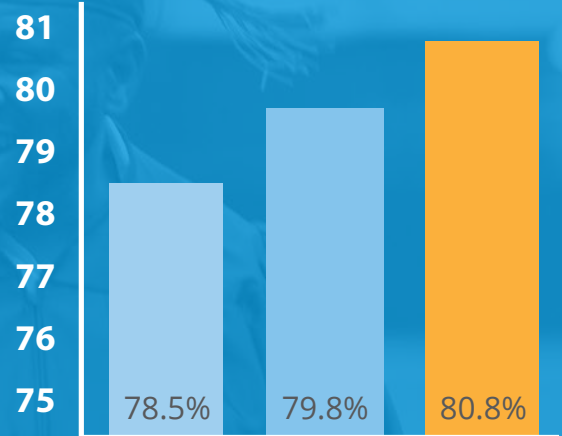
# The College Experience

## STUDENT SUCCESS

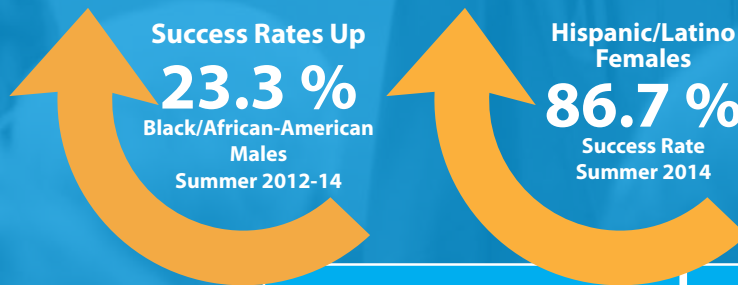
From orientation to graduation, St. Petersburg College puts students first. From the time students walk through our doors, we give them the tools to earn the degree or certificate that will change their lives. The College Experience focuses on five key areas that prepare students to succeed in their courses and finish what they start.

This summer, **1,315** students graduated with degrees and certificates from SPC. We celebrate their success and continue to work hard to help all our students cross the finish line.

### COLLEGEWIDE SUCCESS



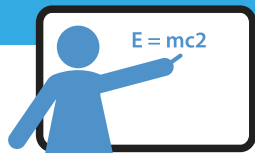
Success is defined as earning a grade of A, B or C in a class.



### NARROWING THE GAP

Student success rates continue to rise at SPC, particularly among minority students, a specific target of The College Experience initiative.

	Summer 2012	Summer 2014	Difference
<b>FTIC* Males</b>			
Black/African-American	59.8 %	83.1 %	<b>+23.3%</b>
Hispanic/Latino	63.8 %	81.3 %	<b>+17.5%</b>
White	71.4 %	71.4 %	<b>+0.0%</b>
<b>FTIC* Females</b>			
Black/African-American	67.5 %	81.1 %	<b>+13.6%</b>
Hispanic/Latino	81.4 %	86.7 %	<b>+5.3%</b>
White	74.2 %	81.6 %	<b>+7.4%</b>




Success rates for FTIC students with learning plans were

**24.1%**

higher than those without.

MY LEARNING PLAN

Almost **70%** more Early Alerts were issued by faculty this summer compared to last.



EARLY ALERT

# The College Experience




CAREER CHOICES

Of the 575 FTIC students who enrolled in classes this summer,

**83%**

made a career decision and had a higher course success rate than those without a career decision.



NEW STUDENT ORIENTATION

**86%** of NSO participants started their learning plans.



OUT-OF-CLASS SUPPORT



**26,558**

students visited learning centers this summer,

**up 3%**

over last summer.